

sasfin

beyond a bank

SASP S3 Investor Report

30-Apr-24

S

SASP – South African Securitisation Programme (RF) Limited

Deal Name: South African Securitisation Programme (RF) Ltd- Series 3

Issuer: South African Securitisation Programme (RF) Ltd- Series 3
140 West Street
Sandown, Sandton
2196
P.O Box 95104
Grant Park, 2051

Seller of the Receivables: Sasfin Bank Limited

Servicer Name: Sasfin Bank Limited

Contact: Contact: Mr Dhesegan Govender
Phone: +27 (011) 809 7892
Email: Dhesegan.Govender@sasfin.com

Manager Sasfin Bank Limited
140 West Street
Sandown, Sandton
2196

Page	Tables of Contents
1	Additional Information
2	Contents
3	Conterparties
4	Deal Overview
5	Balance Sheet and OC
6	Notes Information I.
7	Notes Information II.
8	Performance Test
9	Portfolio Covenants
10	Priority Of Payments
11	Pool Movement (Rands)
12	Pool Movement (Deals)
13	Pool Ageing
14	Pool Stratification
15	Delinquency Contracts
16	Defaults
17	Excess Spread
18	Note Interest and Details
19	Glossary

Deal Name:
South African Securitisation Programme (RF) Limited - Series 3

Issuer:

South African Securitisation Programme (RF) Ltd - Series 3

140 West Street
Sandown, Sandton
2196
P.O Box 95104
Grant Park, 2051

Series Seller, Servicer and Manager Name:

Sasfin Bank Limited

140 West Street
Sandown, Sandton
2196
Contact: Mr M Sassoon

Paying Agent:

Nedbank Limited

Braampark Forum IV
2nd Floor, 33 Hoofd Street
Braamfontein, 2001
P.O Box 1144
Johannesburg 2000
South Africa Contact: Mrs L Currie

Legal Adviser to the Arranger, the Issuer and the Security SPV:

Edward Nathan Sonnenbergs Inc.

150 West Street
Sandown
Sandton, 2196
P.O Box 783347
Sandton, 2146
Contact: Mr S Von Schirnding

Series Security SPV:

**Stonehage Fleming Corporate Services (Pty) Ltd
(Maitland Corporate Services (Pty) Ltd (MCS(SA)))**

STONEHAGE FLEMING FINANCIAL SERVICES (PTY) LTD
First Floor North Block Waterway House
3 Dock Road, Victoria & Alfred Waterfront
Cape Town
8001
South Africa
Contact: Mr B Harmse

Transferring Agent:

Nedbank Limited

(a division of Nedbank Limited)
135 Rivonia Road
Sandton, 2196
South Africa
P.O Box 1144
Johannesburg, 2000

Series Standby Servicer:

Singular Systems (Pty) Ltd

25 Scott Street

Sandton
Johannesburg, South Africa
Contact: Mr Tsungi Akino
(010) 003 0700 / (010) 003 0652

Independent Auditors to the Issuer and the Security SPV and

Joint Independent Auditors to the Series Seller:

PricewaterhouseCoopers Inc.

4 Lisbon Lane
Waterfall City
2090

Director: Costa Natsas

Deal Overview

Reporting Period:	Apr 24		
Reporting Date:	15-Apr-24	<i>15th of each month (for previous month)</i>	
Reporting Frequency:	Monthly		
Period No.:	10		
Interest Payment Dates:	15 Feb / 15 May / 15 Aug / 15 Nov		
Next payment Date:	15-May-24		
Asset Collection Period:	1-Apr-24	until	30-Apr-24
Note Interest Accrual Period:	15-Feb-24	until	15-May-24

Pool Information	Outstanding Principal Balance	Number of Contracts
Outstanding Pool	1,744,684,034	15,979
Repurchased Operating Lease Contracts	-	-
(cumulative since Cut Off Date)	-	-

Type of Equipment Lease	Percentage of Leases (%)	Outstanding Principal Balance	Percentage of Balance (%)
New	95.3%	1,706,005,021.14	97.8%
Used	4.7%	38,679,012.61	2.2%
Total	100.00%	1,744,684,034	100.00%

Balance Sheet	
ASSETS	
Pool Assets	1,744,684,034
- Instalments receivable	1,658,468,249
- Arrear instalments receivable	86,215,785
Provision for bad and doubtful advances	(105,382,511)
Cash	147,665,535
-Reserve; Provision; Arrear Reserve	111,615,307.67
-Money Market	33,704,792.09
-Bank accounts	2,345,435.71
Accounts receivable	1,769,314
	1,788,736,372
EQUITY AND LIABILITIES	
Share Capital and Retained Income	94,273,675
Notes in Issue	1,481,000,000
Subordinated Loans	128,320,500
NPL Loan	463,753
Interest and Working Capital Payable	74,673,001
Accounts payable	10,005,443
	1,788,736,372

Over Collateralisation Calculation	
Pool Assets	1,744,684,034
Delinquents and Defaults	- 133,974,717
NPL Deals	- 463,753
Total Performing assets	1,610,245,564
Notes in Issue	1,481,000,000
Over collateralised amount:	118,480,000.00
- Pool Assets	129,245,565
- Cash Reserves	(10,765,565)
Required over collateralisation %age	8.00%

Information regarding the Notes II.

Monthly Period:	10
Next Payment Date:	15-May-24
Interest Accrual Period (from/until):	15-Feb-24 15-May-24
Days Accrued:	90
Base Interest Rate (3 Month Jibar):	8.367%
Currency:	ZAR
Day Count Convention:	Actual/366

<u>Interest Payments</u>	SLRA7	SLRA8	SLRA9	SLRA10	SLRB7	SLRB8	SLRB9	SLRB10	SLRC7	SLRC8	SLRC9	SLRC10
Interest Payable for the quarter on Interest Payment date	5,900,290	6,837,795	5,404,987	6,938,677	990,113	388,549	1,799,070	678,851	450,461	672,569	1,405,661	563,077
Total Interest Amount of the Reporting Period - YTD 1 July 2023 – 30 April 2024	23,604,420	27,354,109	21,624,234	15,330,801	3,961,355	1,554,460	7,198,124	1,499,914	1,802,383	2,691,040	5,624,700	1,244,129
Paid interest 1 July 2023 - 30 April 2024	17,704,130	20,516,314	16,219,248	8,392,124	2,971,242	1,165,910	5,399,054	821,063	1,351,922	2,018,472	4,219,039	681,052
<u>Unpaid Interest</u>												
Unpaid interest of the Reporting Month - Interest from period 1 April 2024 - 30 April 2024	2,329,062	2,699,130	2,133,547	2,738,952	390,834	153,375	710,159	267,967	177,814	265,488	554,866	222,267
Cumulative unpaid interest - Interest from period 1 July 2023 - 30 April 2024	5,900,290	6,837,795	5,404,987	6,938,677	990,113	388,549	1,799,070	678,851	450,461	672,569	1,405,661	563,077

<u>Note Balance</u>	SLRA7	SLRA8	SLRA9	SLRA10	SLRB7	SLRB8	SLRB9	SLRB10	SLRC7	SLRC8	SLRC9	SLRC10
Note Balance (Cut Off Date):												
Note Balance (Beginning of Period): (ZAR)	276,000,000	323,000,000	248,000,000	323,000,000	45,000,000	25,000,000	20,000,000	31,000,000	45,000,000	30,000,000	61,000,000	25,000,000
Unallocated Redemption Amount from Previous Period (ZAR)	-	-	-	-	-	-	-	-	-	-	-	-
Available Redemption Amount Reporting Period (ZAR)	-	-	-	-	-	-	-	-	-	-	-	-
Total Available Redemption Amount (ZAR)	-	-	-	-	-	-	-	-	-	-	-	-
Redemption Amount per Class	-	-	-	-	-	-	-	-	-	-	-	-
New Issue	-	-	-	-	-	-	-	-	-	-	-	-
Note Balance (End of Period):	276,000,000	323,000,000	248,000,000	323,000,000	45,000,000	25,000,000	20,000,000	31,000,000	45,000,000	30,000,000	61,000,000	25,000,000

<u>Payments to Investors - Per R100'000 - Denomination</u>	SLRA7	SLRA8	SLRA9	SLRA10	SLRB7	SLRB8	SLRB9	SLRB10	SLRC7	SLRC8	SLRC9	SLRC10
Interest	5,900,290	6,837,795	5,404,987	6,938,677	990,113	388,549	1,799,070	678,851	450,461	672,569	1,405,661	563,077
Principal Repayment by Note:	17,704,130	6,837,795	5,404,987	6,938,677	990,113	1,165,910	5,399,054	678,851	1,351,922	672,569	1,405,661	563,077

Portfolio Concentration Limits (in relation to all of the Participating Assets as at any date)		Apr-24		
		Difference	Actual	Benchmark
1	the aggregate NPV in respect of the aggregate Equipment leases with the same Lessee	No	0.65%	1.00%
2	the aggregate NPV in respect of the aggregate Equipment leases with all the Lessees whose Equipment Leases constitute the 10 Equipment Leases with the highest NPV	No	4.37%	10.00%
3	the aggregate NPV in respect of the aggregate Equipment leases with all the Lessees whose Equipment Leases constitute the 20 Equipment Leases with the highest NPV	No	7.12%	18.00%
4	the aggregate NPV in respect of the aggregate Equipment leases with all the Lessees whose Equipment Leases constitute the 30 Equipment Leases with the highest NPV	No	9.26%	25.00%
5	the total number of all Lessees (excluding Lessees who are parties to EL in Default and EL with a NPV of zero or less), shall be 5,000 or more;	No	10,790	4,200
6	the aggregate NPV of Equipment leases in respect of which the subject matter is not specified equipment	No	0.47%	10.00%
7	the aggregate NPV of a lease with Series 3 Participating Asset payments exceeding 6 monthly intervals	No	0.00%	1.00%
8	the aggregate NPV of Equipments Leases which include maintenance obligations in terms of Maintenance Agreement on the part of the lessor in respect of the Equipment	No	0.00%	2.00%
9	the aggregate NPV in respect of Equipment Leases with a maturity longer than 5 years	No	0.00%	2.00%
10	the Σ NPV of all EL in respect of which the Services are to be performed by one individual SND, may not exceed 10% of the Σ NPV of all EL unless such a SND has been approved by the rating agency	No	4.40%	10.00%
11	the aggregate NPV in respect of Equipment Leases in terms of which the Lessee is granted the right to exercise a Payment Holiday option	No	0.00%	2.00%
12	the aggregate NPV in respect of Equipment Leases not located in the Common Monetary Area	No	0.00%	1.00%
13	the aggregate NPV in respect of the aggregate Equipment Leases with all lessees where the Lessee falls within the definition of the CPA	No	0.01%	3.00%
13	Percentage of the aggregate NPV of fixed rate Equipment Leases to be hedged	No	102.22%	95% - 105%

Performance Test

Amortisation events:

- a) the occurrence of a Servicer Event of Default; or
- b) the occurrence of a Breach of a Performance Test; or
- a) the occurrence of a Reserve Fund Test Event; or

means an event where the balance on the Reserve Account is less than the Reserve Fund Required Amount (1.00% of the Σ outstanding Principal Amount of Notes) required on any Payment Date or the balance of the Arrears Reserve Account is less than the Arrears Reserve Target Amount on any 3 consecutive Payments Dates, as the case may be

Arrears Reserve Target Amount means:

- a) at the Restatement Date or on any Measurement Date thereafter during the Revolving Period, an amount equal to the Σ NPV of the Delinquent EL; or
- b) during the Amortisation Period, an amount equal to zero; or
- c) during the Post-Enforcement Period, an amount equal to zero;

- b) the occurrence of a Net Default Test Event; or

means an event where the Net Default Test exceeds 2.625%

the net of the following:

- a) the Σ NPV of EL in Default which occurred in the past month ending on the last day of that Due Period; less
- b) the Σ amount of the Recoveries collected in the past month ending on the last day of that Due Period; divided by the Σ of
- c) the average NPV of EL for the past 12 months ending on the last day of that Due Period.

- c) the occurrence of a Yield Test Event

means an event where Prime plus 4.0% exceeds the Yield Test

Yield test means, for purposes of and as at a Payment Date

- a) the Yield for the Due Period immediately preceding that Payment Date less any payments to the providers of guarantees, credit derivatives or other arrangements in terms of the Related Agreements for the Due Period preceding that Payment Date in terms of such Related Agreements; divided by

- b) the Σ NPV of all of the EL (excluding EL in default) at the start of the Due Period immediately preceding that Payment Date; multiplied by

- c) 12 (twelve)

- c) the occurrence of the first failure by the issuer to redeem in full, on a Scheduled Maturity Date, one or more Tranches of Notes having that Scheduled Maturity Date

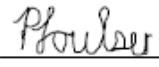
- d) a Hedge Counterparty Default

Month Ended	Reserve Fund Tests			Reserve Fund Tests			Net Default Test			Yield Test									
	Test event Balance < Required Pass?	Reserve Fund Required Amount (ZAR)	Reserve Fund Balance (ZAR)	Arrears Reserve Fund Balance < Target 3 months Pass?	Arrears Reserve Fund Target (ZAR)	Arrears Reserve Fund Balance (ZAR)	NPV of EL in Default during the past month	Amount of Recoveries collected in the past month	Average NPV of EL for the past 12 months	Net Default %	Net Default trigger 4.50%	Net Default Test Target Pass?	Prime as at Due Period	Yield test trigger (prime + 4.0%)	Yield	Yield Test Pass?	Servicer event of default	Refinance event of default	Hedge Counterparty default
30-Apr-24	Yes	14,810,000	14,810,000	Yes	13,822,133	13,822,133	3,332,529	1,089,422	1,739,805,452	1.3181%	4.500%	Yes	11.75%	15.750%	21.04%	Yes	No	No	No

SOUTH AFRICAN SECURITISATION PROGRAMME (PTY) LIMITED - SERIES 3
 PAYMENT SCHEDULE FOR PAYMENT 15 MAY 2024
 TRANSACTION ACCOUNT
 PRIORITY OF PAYMENTS - PRE ENFORCEMENT (REVOLVING)

Priority of Payments Level		15-Apr-24	15-May-24	Remaining
	Funds available for distribution	170,257,161.05	186,771,549	186,771,548.50
Funds available				
First	Statutory Expenses - Income Tax	(996,274.89)	(1,030,706.05)	185,740,842.45
First	Provisional tax payment	-	-	185,740,842.45
First	Statutory Expenses - VAT	(827,624.00)	(2,442,785.00)	183,298,057.45
First	Statutory Expenses - VAT on Top-up previous month	(10,232,226.94)	(10,460,350.49)	172,837,706.97
First	Statutory Expenses - Additional Provisional Tax less refund received	-	-	172,837,706.97
Second	Security SPV Expenses	-	-	172,837,706.97
Third	Servicer, Backup Servicer & Series Manager Expenses	(2,650,959.67)	(2,656,575.73)	170,181,131.24
Fourth	Other Creditors	(1,315,015.30)	(714,185.13)	169,466,946.11
Fifth	Hedging & Liquidity Facility (Prime JIBAR swap)	-	-	169,466,946.11
Fith	Fixed rate swap	(26,924.97)	(43,169.38)	169,423,776.73
Sixth	Class A Note Interest	(29,702,071.23)	(29,702,071.23)	139,721,705.50
Sixth	Class B Note Interest	(4,567,006.85)	(4,567,006.85)	135,154,698.65
Sixth	Class C Note Interest	(3,661,303.56)	(3,661,303.56)	131,493,395.09
Sixth	Provision for interest - 15 days	-	-	131,493,395.09
Seventh	Note Capital (if applicable)	-	-	131,493,395.09
Eighth	Replenish Reserve Account	(14,810,000.00)	(14,810,000.00)	116,683,395.09
Ninth	Purchase of Additional Equipment Leases	(69,735,669.90)	(60,958,616.19)	55,724,778.90
Tenth	Release/(Replenish) Arrear Reserve Account	(11,755,351.02)	(13,822,132.73)	41,902,646.17
Eleventh	Subordinated Loans interest (prior quarter)	-	-	41,902,646.17
Eleventh	Subordinated Loans interest	(5,020,425.30)	(5,020,425.30)	36,882,220.86
Twelve	Subordinated Loans Capital	-	-	36,882,220.86
Thirteenth	Residual Equipment Lease Amount + Interest	-	-	36,882,220.86
Thirteenth	Sellers Advance	-	(507,866.06)	36,374,354.80
Thirteenth	Sellers Advance Interest	(200,277.70)	(194,749.20)	36,179,605.60
Thirteenth	Residual Eq Lease Loan Interest	-	-	36,179,605.60
Thirteenth	Net on Replacement Equipment Leases	-	-	36,179,605.60
Fourteenth	Other Expenses above cap	-	-	36,179,605.60
Fifteenth	Joint Venture Fees	(8,090,283.33)	(8,907,416.67)	27,272,188.94
Sixteenth	Hedging Costs - Termination upon default	-	-	27,272,188.94
Seventeenth	Sasfin Revenue Amount	(5,389,453.56)	(5,670,388.32)	21,601,800.62
Eighteenth	First Loss Loan Interest	-	-	21,601,800.62
Nineteenth	NPL Subordinated Loan Capital repayment	-	(463,752.66)	21,138,047.96
Nineteenth	NPL Subordinated Loan Interest	(18,143.91)	(18,143.91)	21,119,904.05
Twentieth	First Loss Loan capital	-	-	21,119,904.05
Twenty First	Preference Share dividends	-	-	21,119,904.05
Twenty Second	Permitted Investments	(1,258,148.91)	(21,119,904.05)	-
Twenty Third	Ordinary Share dividends	-	-	-
	Closing Total	-	-	-

We hereby authorise for payment: 
 duly authorised hereto
 for and on behalf of the South African Securitisation Programme (RF) Ltd
 (Series Manager)
 Date : 16 May 2024

We hereby authorise for payment: 
 duly authorised hereto
 for and on behalf of the SASP Lease and Rentals Security SPV (RF) (Pty) Ltd
 Date : 15/05/2024

Collateral Pool Movement in Rand Values (R')

Month Ended	Opening balance	Top-ups	Reloads	Repurchases and Replacements (warranty breach)	Write off	Capital portion of instalments	Early settlements	Change in arrears/Prepayments	Interest on arrears & other	Transfer in/out	Cancelled	Closing balance
30-Apr-24	1,740,426,983	62,484,796.61	-	-	(136,232.10)	(50,282,033.63)	(7,175,499.24)	(601,658.56)	(32,322.07)	-	-	1,744,684,034

Collateral Pool Movement in Number of Deals

Month Ended	Opening Balance	Top-ups	Repurchases and Replacements (Warranty Breach)	Repurchases and Replacements	Early settlements	Write-offs	Closing balance	Reloads	Prepayments	Arrears & other
31-Jul-23	17,953	252	0	0	-217	-4	17,988			
31-Aug-23	17,988	93	0	0	-582	-6	17,772			
30-Sep-23	17,772	101	0	0	-374	-85	17,499			
31-Oct-23	17,499	60	0	0	-275	-7	17,284			
30-Nov-23	17,284	117	0	0	-467	-129	16,934			
31-Dec-23	16,934	175	0	0	-589	-10	16,520			
31-Jan-24	16,520	193	0	0	-190	-1	16,523			
29-Feb-24	16,523	199	0	0	-233	-14	16,489			
31-Mar-24	16,489	289	0	0	-365	-23	16,413			
30-Apr-24	16,413	165	0	0	-599	-2	15,979			

Collateral Pool Ageing

Month Ended	Performing Loans	>30 Days	>60 Days	>90 Days	> 120 Days	> 150 Days	> 180 Days	Total
30-Apr-24	91.66%	0.63%	0.45%	0.24%	0.15%	0.22%	6.65%	100.00%

Month Ended	Performing Loans	>30 Days	>60 Days	>90 Days	> 120 Days	> 150 Days	> 180 Days	Total
30-Apr-24	1,599,174,492.40	11,071,072.08	7,845,881.03	4,133,051.41	2,552,543.79	3,810,029.89	116,096,963.15	1,744,684,034

SASP POOL STRATIFICATION: Series 3

	NORMAL RENTALS 30-Apr-24
Number of Equipment Leases	15,979
Total Exposure	1,744,684,034
Average Exposure	109,186
Weighted average original term - months	52.54
Weighted average remaining term - months	33.51
Weighted average seasoning - months	19.04
Prime rate at month end	11.75%
Weighted average yield	16.33%
% of high prime leases by value	53.29%
% of Super Non Disclosed Deals by value	26.99%
% of leases paid monthly by value	99.10%
% of leases paid in advance by value	84.14%
% of leases paid by debit order by value	60.64%

Interest Rate Types

Total Portfolio		
Interest Rate Types	Outstanding Discounted Principal Balance (R)	Percentage of Balance (%)
Fixed Rate	229,721,459	13.2%
Float Rate	585,286,433	33.5%
High Prime	929,676,142	53.3%
	1,744,684,034	100.0%

Interest Rate Stratification

Total Portfolio		
Interest Rate Stratification	Outstanding Discounted Principal Balance (R)	Percentage of Balance (%)
< Prime	325,948,560	18.7%
>=Prime < Prime plus 1%	210,753,962	12.1%
>=Prime plus 1% < Prime plus 3%	426,159,720	24.4%
>=Prime plus 3% < Prime plus 4.5%	417,827,619	23.9%
>=Prime plus 4.5% < Prime plus 6%	247,577,153	14.2%
>=Prime plus 6%	116,417,019	6.7%
Total	1,744,684,034	100.0%

Distribution by Outstanding Principal Balance

Total Portfolio		
Distribution by Outstanding Discounted Principal Balance (ZAR)	Outstanding Discounted Principal Balance (R)	Percentage of Balance (%)
0 - 20,000	35,769,363	2.1%
20,001 - 40,000	77,320,348	4.4%
40,001 - 60,000	82,601,151	4.7%
60,001 - 80,000	69,152,175	4.0%
80,001 - 120,000	116,901,363	6.7%
120,001 - 200,000	190,279,101	10.9%
> 200,000	1,172,660,533	67.2%
Total	1,744,684,034	100.0%

Statistics	
Number of agreements in place	15,979
Minimum Outstanding Discounted Principal Balance	(26,841.25)
as % of total portfolio	0.00%
Maximum Outstanding Discounted Principal Balance	8,144,905.30
as % of total portfolio	0.47%
Average Outstanding Discounted Principal Balance	109,186.06
as % of total portfolio	0.01%

Distribution by Original Term

Total Portfolio		
Original Term (months)	Outstanding Discounted Principal Balance (R)	Percentage of Balance (%)
01 - 12	173,114,636	9.9%
13 - 24	306,367,848	17.6%
25 - 36	473,671,706	27.1%
37 - 48	446,196,972	25.6%
49 - 60	345,332,872	19.8%
61 - 72	-	0.0%
Total	1,744,684,034	100.0%

Statistics	-
Minimum Original Term in months	4
Maximum Original Term in months	84
Weighted Average Original Term month	52.54

Pool information - Distribution by Remaining Term

Total Portfolio		
Length of Remaining Term (months)	Outstanding Discounted Principal Balance (R)	Percentage of Balance (%)
0 - 12	173,114,636	9.9%
13 - 24	306,367,848	17.6%
25 - 36	473,671,706	27.1%
37 - 48	446,196,972	25.6%
49 - 60	345,332,872	19.8%
> 61	-	0.0%
Total	1,744,684,034	100.0%

Statistics	-
Minimum Remaining Term in months	-
Maximum Remaining Term in months	63
Weighted Average Remaining Term in months	33.51

Type of Payment

Total Portfolio		
Settlement by Debit order	Outstanding Discounted Principal Balance (R)	Percentage of Balance (%)
Debit Order	1,058,049,130	60.6%
Other	686,634,904	39.4%
Total	1,744,684,034	100.0%

Instalment type

Total Portfolio		
Instalment Type	Outstanding Discounted Principal Balance (R)	Percentage of Balance (%)
Advance	1,467,931,076.22	84.1%
Arrears	276,752,957.53	15.9%
Total	1,744,684,034	100.0%

Payfreq

Total Portfolio		
Payment Frequency	Outstanding Discounted Principal Balance (R)	Percentage of Balance (%)
Annually	-	0.0%
Monthly	1,728,896,438	99.1%
Quarterly	15,787,595	0.9%
Total	1,744,684,034	100.0%

Total Portfolio		
Asset Type	Outstanding Discounted Principal Balance (R)	Percentage of Balance (%)
Air Conditioners	1,178,401	0.1%
Audio Visual Equipment	12,022,848	0.7%
Automated Teller Machines	19,584,937	1.1%
Catering Equipment	3,553,396	0.2%
Communication Equipment	3,597,164	0.2%
Industrial Equipment - Agriculture	70,131	0.0%
Energy Efficient Equipment	70,757,214	4.1%
Fleet Management Systems	28,334,837	1.6%
Green Keeping Equipment	424,735	0.0%
Industrial Equipment - Other	18,833,734	1.1%
Industrial Equipment - Printing	86,575	0.0%
IT Equipment	69,294,698	4.0%
Industrial Equipment - Engineering	1,856,279	0.1%
Medical Equipment	16,367,658	0.9%
Office Automation Equipment	1,176,955,925	67.5%
Office Fit Out	9,937,706	0.6%
PABX and Telephonic Equipment	201,027,456	11.5%
Point Of Sale Equipment	4,299,320	0.2%
Security Equipment	103,436,782	5.9%
Software	1,463,532	0.1%
Vehicles	1,312,647	0.1%
Vending Machines	139,571	0.0%
Sundry	148,490	0.0%
Total	1,744,684,034	100.0%

Geographic Distribution	Outstanding Discounted Principal Balance (R)	Percentage of Balance (%)
EASTERN CAPE	41,345,159	2.4%
FREE STATE	92,281,223	5.3%
GAUTENG	847,887,739	48.6%
KWAZULU NATAL	178,345,421	10.2%
LIMPOPO	54,304,789	3.1%
MPUMALANGA	95,813,917	5.5%
NORTH WEST	39,941,806	2.3%
NORTHERN CAPE	29,009,426	1.7%
WESTERN CAPE	362,379,674	20.8%
Sundry	3,374,878	0.2%
Total	1,744,684,034	100.0%

Total Portfolio		
Industry Group	Outstanding Discounted Principal Balance (R)	Percentage of Balance (%)
Association	9,090,971	0.5%
Association - Section 21 - Not for Gain	43,553,164	2.5%
Body Corporate	3,260,936	0.2%
Church	8,486,989	0.5%
Close Corporation	188,880,625	10.8%
Club	1,828,547	0.1%
Co-Op Ltd - Primary	697,793	0.0%
External Company Registered in SA	1,833,596	0.1%
Foreign Company	7,945,050	0.5%
Foreign Embassy/Consulate	1,384,176	0.1%
Government	30,977,709	1.8%
Incorporated	91,580,825	5.2%
Non-Government Organization	5,160,684	0.3%
Non-Profit Organization	32,716,989	1.9%
Partnership	7,638,133	0.4%
Private Company	923,690,921	52.9%
Public Company	24,144,708	1.4%
Schools (Government)	315,402,787	18.1%
Sole Proprietor	23,169,100	1.3%
State Owned Company	1,388,493	0.1%
Trust	14,202,882	0.8%
Union / Bargaining Council	7,648,954	0.4%
Total	1,744,684,034	100.0%

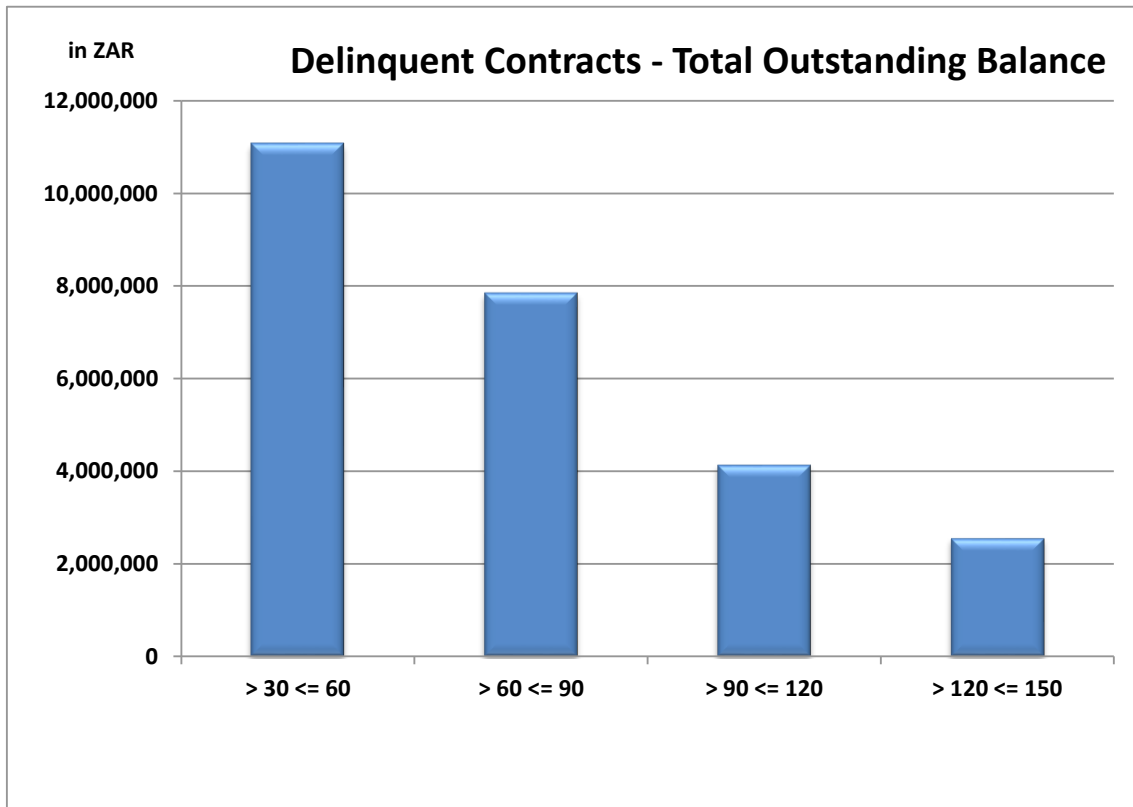
Total Portfolio		
Lease Concentration	Outstanding Discounted Principal Balance (R)	Percentage of Balance (%)
Top 5	43,455,321	2.5%
Top 6 - 10	32,776,789	1.9%
Top 11 - 20	48,016,806	2.8%
Top 21 - 30	37,241,284	2.1%
Top 31 - 50	58,270,633	3.3%
Top 51 - 300	355,893,968	20.4%
Remaining	1,169,029,233	67.0%
Total	1,744,684,034	100.0%

Total Portfolio		
Seasoning (months)	Outstanding Discounted Principal Balance (R)	Percentage of Balance (%)
<12	539,082,283	30.9%
12-24	635,302,155	36.4%
25-36	344,424,735	19.7%
37-48	133,146,846	7.6%
49-60	92,627,578	5.3%
>60	100,437	0.0%
Total	1,744,684,034	100.0%

Total Portfolio		
SICC description	Outstanding Discounted Principal Balance (R)	Percentage of Balance (%)
Agriculture, Forestry and fishing	42,621,546	2.4%
Manufacturing, mining and quarrying and other industrial activities	26,813,098	1.5%
Construction	173,444,774	9.9%
Wholesale and retail trade, transportation and storage, accommodation and food service activities	10,161,201	0.6%
Information and communication	48,540,675	2.8%
Financial and insurance activities	314,391,070	18.0%
Real estate activities	116,716,099	6.7%
Professional, scientific, technical, administrative and support service activities	343,205,034	19.7%
Public administration and defence, education, human health and social work activities	660,601,334	37.9%
Other service activities	8,189,202	0.5%
Total	1,744,684,034	100.0%

Delinquency Contracts

Total Portfolio (excluding evergreen)				
Days in Arrears	Number of Operating Leases	Percentage of Operating Leases (%)	Outstanding Discounted Principal Balance (R)	Percentage of Balance (%)
> 30 <= 60	134	41.1%	R 11,071,072	43.2%
> 60 <= 90	97	29.8%	R 7,845,881	30.6%
> 90 <= 120	59	18.1%	R 4,133,051	16.1%
> 120 <= 150	36	11.0%	R 2,552,544	10.0%
Total	326	100.0%	R 25,602,548	100.0%

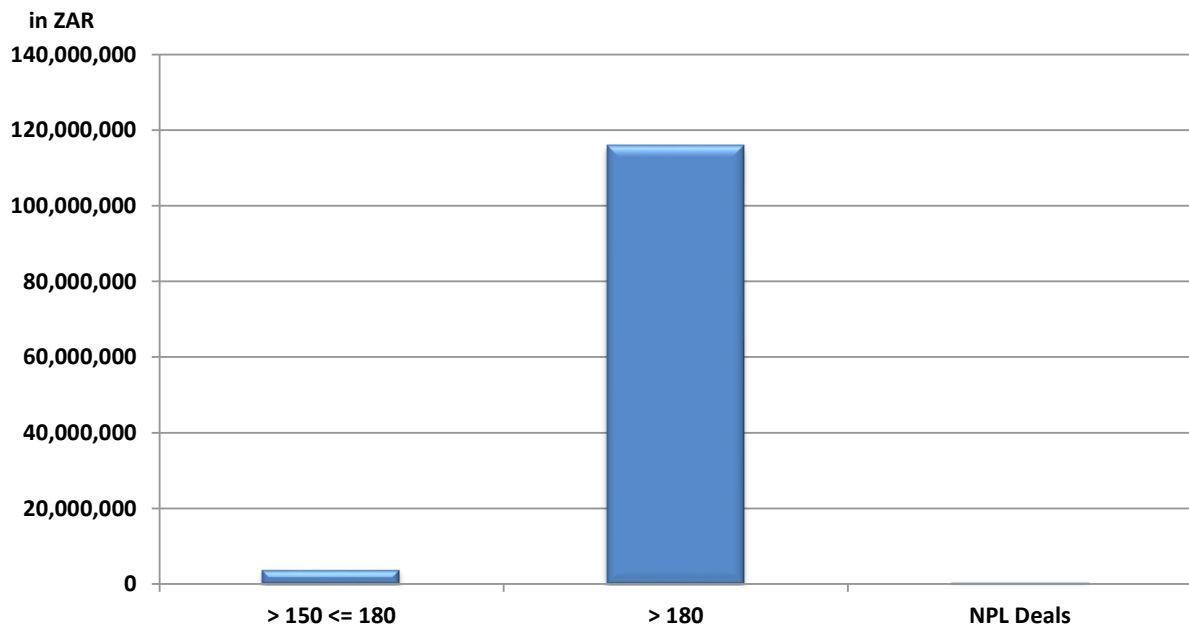


Defaulted Contracts

Total Portfolio (excluding evergreen)				
Days in Areams	Number of Operating Leases	Percentage of Operating Leases (%)	Outstanding Discounted Principal Balance (R)	Percentage of Balance (%)
> 150 <= 180	55	5.4%	3,810,030	3.2%
> 180	972	94.6%	116,096,963	96.8%
Total	1,027	100.0%	119,906,993	100.0%

NPL Deals	3	0.3%	463,753	0.4%
------------------	----------	-------------	----------------	-------------

Defaulted Contracts - Total Outstanding Balance



Excess Spread

Month-end	Payment Date	Interest - equipment leases	Interest - permitted investments	Early settlement profits & insurance profits	Evergreens	Revenue (a)	Receipts under hedge agreements (b)	Senior expenses (excl tax, incl swap payment)	Provision for Income Tax	All senior expenses (c)	Note interest (d)	Excess Spread (a) + (b) - (c) - (d)	Notes issued (average for the month)	Excess spread as % of notes	Excess spread as % of notes (annualised)
Apr-24	15-May-24	R 22,803,234.99	R 993,710.99	R 551,597.26	R 3,439,266.92	R 27,787,810.16	R -1,666,557.00	R 3,608,508.60	R 1,030,706.05	R 4,639,214.65	R 12,636,057.99	R 8,845,981	R 1,481,000,000	0.60%	7.17%

Details on Notes

Information regarding the Notes:

Bond Code	Rating	Principal amount	Margin	Step-up Margin	Expected maturity date	Legal final maturity date	Interest payment dates
SLRA7	AAA(zaf)	276,000,000	1.9000%	100 bps	15-Aug-24	15-Nov-30	15th Feb, May, Aug, Nov
SLRA8	AAA(zaf)	323,000,000	1.8000%	100 bps	15-Aug-25	15-Nov-30	15th Feb, May, Aug, Nov
SLRA9	AAA(zaf)	248,000,000	2.1000%	100 bps	15-Aug-27	15-Nov-30	15th Feb, May, Aug, Nov
SLRA10	AAA(zaf)	323,000,000	1.9500%	100 bps	16-Nov-26	15-Nov-30	15th Feb, May, Aug, Nov
SLRB7	AA(zaf)	45,000,000	2.2000%	100 bps	15-Aug-24	15-Nov-30	15th Feb, May, Aug, Nov
SLRB8	AA(zaf)	18,000,000	2.0000%	100 bps	15-Aug-25	15-Nov-30	15th Feb, May, Aug, Nov
SLRB9	AA(zaf)	81,000,000	2.3000%	100 bps	15-Aug-27	15-Nov-30	15th Feb, May, Aug, Nov
SLRB10	AA(zaf)	31,000,000	2.1500%	100 bps	16-Nov-26	15-Nov-30	15th Feb, May, Aug, Nov
SLRC7	BBB-(zaf)	20,000,000	2.4500%	100 bps	15-Aug-24	15-Nov-30	15th Feb, May, Aug, Nov
SLRC8	BBB-(zaf)	30,000,000	2.4000%	100 bps	15-Aug-25	15-Nov-30	15th Feb, May, Aug, Nov
SLRC9	BBB-(zaf)	61,000,000	2.7000%	100 bps	15-Aug-27	15-Nov-30	15th Feb, May, Aug, Nov
SLRC10	BBB-(zaf)	25,000,000	2.4500%	100 bps	16-Nov-26	15-Nov-30	15th Feb, May, Aug, Nov
		1,481,000,000					

Interest on Notes

Name	BESA Code	Redeemed to date	Total interest 31-Mar-24	Total interest paid 31-Mar-24	Interest outstanding for 31-Mar-24	Amount owing next payment period	Next payment date
Class A	SLRA7	Nil	23,604,420	17,704,130	2,329,062	5,900,290	15-Feb-24
Class A	SLRA8	Nil	27,354,109	20,516,314	2,699,130	6,837,795	15-Feb-24
Class A	SLRA9	Nil	21,624,234	16,219,248	2,133,547	5,404,987	15-Feb-24
Class A	SLRA10	Nil	15,330,801	8,392,124	2,738,952	6,938,677	15-Feb-24
Class B	SLRB7	Nil	3,961,355	2,971,242	390,834	990,113	15-Feb-24
Class B	SLRB8	Nil	1,554,460	1,165,910	153,375	388,549	15-Feb-24
Class B	SLRB9	Nil	7,198,124	5,399,054	710,159	1,799,070	15-Feb-24
Class B	SLRB10	Nil	1,499,914	821,063	267,967	678,851	15-Feb-24
Class C	SLRC7	Nil	1,802,383	1,351,922	177,814	450,461	15-Feb-24
Class C	SLRC8	Nil	2,691,040	2,018,472	265,488	672,569	15-Feb-24
Class C	SLRC9	Nil	5,624,700	4,219,039	554,866	1,405,661	15-Feb-24
Class C	SLRC10	Nil	1,244,129	681,052	222,267	563,077	15-Feb-24
			113,489,669	81,459,569	12,643,461	32,030,099	

Glossary

Term	Definition
SASP	South African Securitisation Programme (RF) Limited- Series 3
Original Maturity Date	Original Maturity Date of each note as of the inception of the transaction (as of Cut Off Date). Assuming a CPR of 7,5 per cent. and no Clean-Up Call.
Original Repayment Date	The Payment Date following the Monthly Period which includes the last day on which a loan payment on outstanding Purchased Loan Receivables
Collections	Available Distribution Amount on each payment date as described in the Offering Circular.
Delinquent Contract	The outstanding value of a contract which was past due more than 30 days.
Defaulted Contract	The outstanding value of a terminated contract.
Write Off	The value of contracts which were written off as irrevocable.
Discount	Reimbursement of interest which was calculated on the initial term and which was not used eg. due to a termination of a contract.
Recoveries	All money received after a termination of a contract.